REF DRGS	NO
SITE DEVELOPMENT PLAN	E-160788
PLOT PLAN	951-00-P-0001
SITE PLAN	00-951-08-C-0006

NOTE:

1. ALL DIMENSIONS, CO-ORDINATES & LEVELS ARE IN METRES

TOTAL EXTENT OF SITE (IN ACRES)

S.NO	SURVEY NO	Area covered by plants	Area of non plant buildings	Area of roads	Vacant area	Total area
01	218/PART	5·049	0·368	3·524	8·473	17·414
02	219/2 PART	0·029	—	0·49	0·401	0·91
03	217/1 PART	0·666	—	0·173	2·277	3·116
04	216/PART	0·106	—	—	0·243	0·349
05	220/PART	2·403	—	0·67	4·367	7·42
	TOTAL	8·253	0·368	4·847	15·741	29·209
	220/PART				6·88	6·88

SCHEDULE OF TANKS

S.NO	TANK NO	DIA	DECRIPTION	NO OF TANK	CAP M³	Flash point	HT M	TYPE OF ROOF	Remark
1	T-1101 A/B	7·20	MONO PROPYLENE GLYCOL	1	289	98·9	7·5	CR	
2	T-1102	5·90	DMF RECOVERY	1	160	136·4	6·2	CR	
3	T-1103 A/B	5·00	DI-CHLORO PROPANE STRIPPER	2	100	15·6	5·2	CR	
4	T-1104	9·75	GLYCERINE STORAGE	1	37·5	160	7·35	CR	
5	T-1105 A/B/C/D	7·20	FLEXIBLE GRADE POLYOL	4	40·0	>175	7·5	FR	
6	T-1106 A/B	9·75	RIGID GRADE POLYOL	2	37·5	>131	5·0	CR	
7	T-1107	9·75	CAUSTIC POTASH	1	37·5		7·0	CR	
8	T-1109 A/B	9·75	FORMULATED GRADE POLYOL	2	37·5	>131	5·0	CR	
9	T-1201	7·0	UNLABORATIVE GLYCOL RESIDUE	1	6·5	>138	2·6	CR	FUT
10									
11	FUEL OIL	9·0	FUEL OIL	1		C		CR	

SCHEDULE OF BULLETS

S.NO	BULLET NO	DESCRIPTION		SIZE DIA	SIZE Length	CAP M³	Flash point	
1	T-1101 A	PROPYLENE	1	3·60	20·0	207		
2	T-1101 B	DO	1	3·60	20·0	207		
3	T-1101 C	DO	1	3·60	20·0	207		FUT
4	T-1102 A	PROPL OXIDE	1	3·60	20·0	211·77		
5	T-1102 B	DO	1	3·60	20·0	211·77		
6	T-1103	ETHYL OXIDE	1	2·00	12·0	33·0		

Planning Permit No C/EPL/TN/AG/90

APPROVED
SUBJECT TO THE CONDITIONS IN THIS OFFICE LETTER No C2/17331/89 dtd 9.6.90
FOR MEMBER SECRETARY
MADRAS METROPOLITAN DEVELOPMENT AUTHORITY
MADRAS-600 008.

MAGNETIC NORTH 1°15'E

WIND ROSE DIAGRAM
(WIND FROM)

5.30 PM

DETAILED LAYOUT OF TANK FARM AREA

MADRAS PETROCHEMICAL

TNEB

SHCD

AREA NOT TOBE USED

S.No 220/Part
AREA - 6·88 Acre

TPL

S.No 219/2 (Part)

S.No 218/Part

S.No 217/1 (Part)

S.No 216 (Part)

DETAIL-A

SEE DETAIL-A

MRL

A	7.5.90	INTRODUCED UP TO MARK			
B	19.4.90	BROUGHT UPTO GATE & ROAD			
C	7.3.90	ISSUED ENGINEERING			
D	7.2.90	CLIENTS COMMENTS ADDED	KS		
E	30.1.90	SMD, MPL COMMENTS ADDED	KS		
A	19.1.90	ISSUED FOR COMMENTS	KS	AMD	
REV NO	DATE	ZONE	BRIEF RECORD	CHD	APPD

THIS DRG IS THE PROPERTY OF MPL AND IS NOT TO BE COPIED OR USED WITHOUT ITS WRITTEN PERMISSION

DRN
TCD R.RENNIS
CHD
MOD
APPD
SCALE 1:1000 1:50
DATE OF ISSUE 7.2.1990
STD 1:NT

MANALI PETROCHEMICAL LTD.

OVERALL PLOT PLAN

2582-00-16-47-0-001 | 2

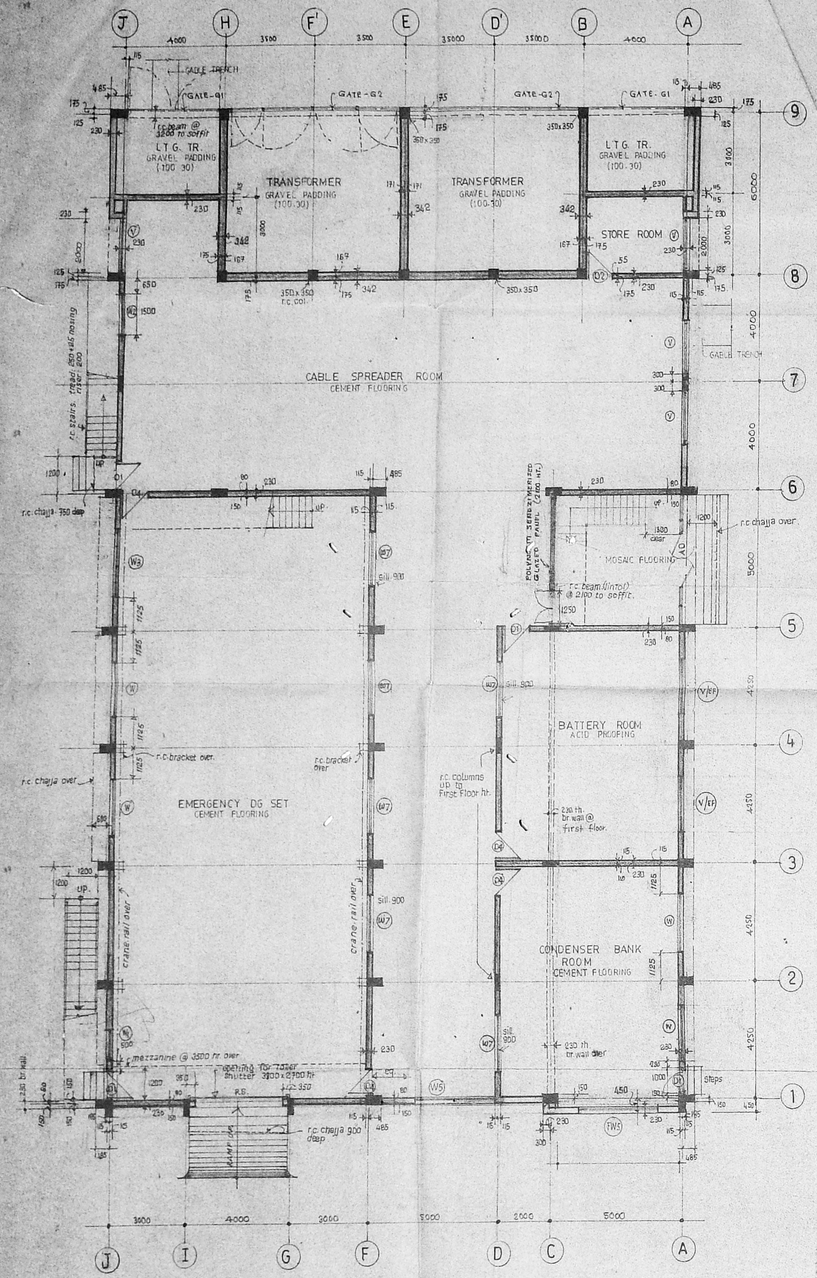

GROUND FLOOR PLAN

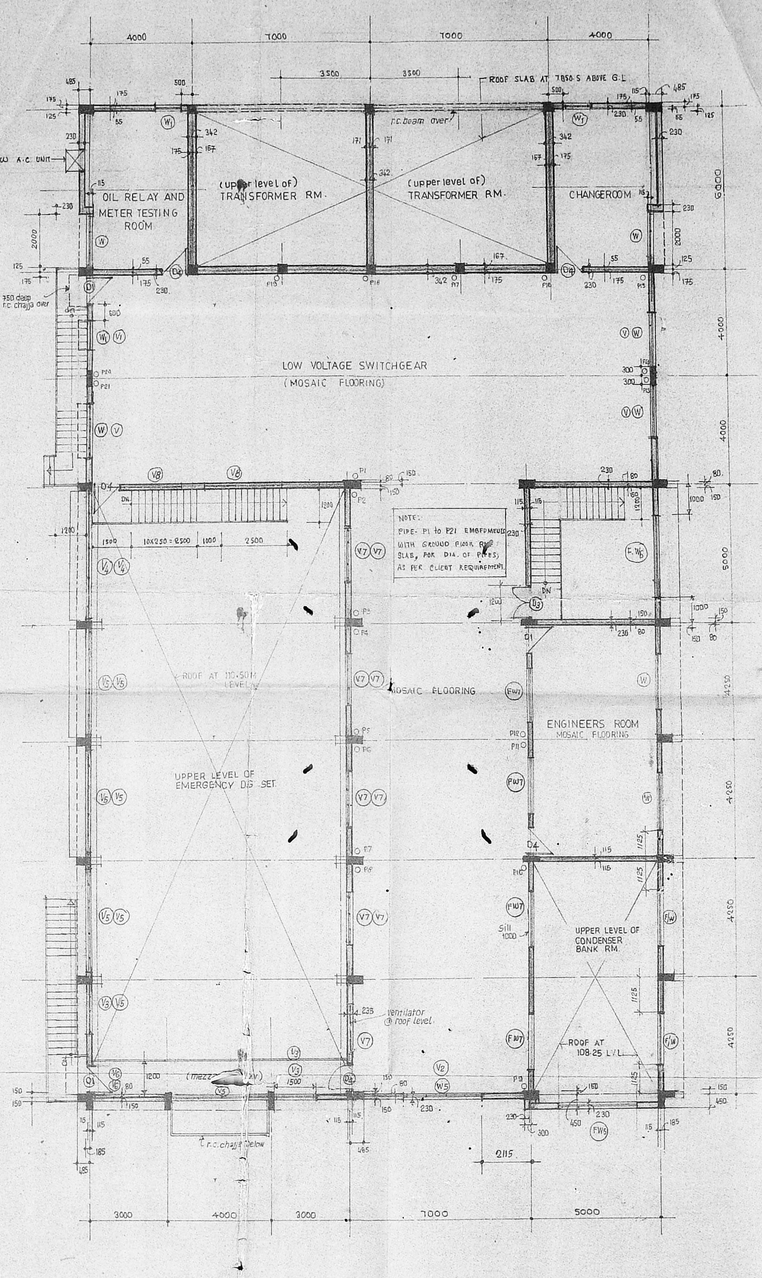

FIRST FLOOR PLAN

SCHEDULE OF JOINERY.		
AD — ANODISED ALU. GLAZED DOOR (2000 X 2400) WITH FAN LIGHT & SIDE FIXED LIGHT		4700 X 2400
D1 — ANODISED ALU GLAZED DOOR.		1000 X 2100
D2 — POLYNORM SENDZIMERISED DOOR.		750 X 2100
D3 —	-DO-	1200 X 2100
D4 —	-DO-	1000 X 2100
W — ANODISED ALU. GLAZED WINDOW.		2000 X 1500
W1 —	-DO-	1000 X 1500
W2 —	-DO-	1500 X 1500
W3 —	-DO-	2500 X 1500
W5 —	-DO-	3000 X 1500
FW — -DO- BUT FIXED WINDOW.		2000 X 1500
FW3 — -DO- BUT FIXED WINDOW.		3000 X 1500
FW6 — -DO- BUT FIXED WINDOW.		3000 X 1800
W7 — POLYNORM SENDZIMERISED GLAZED WINDOW		2000 X 1500
FW7 — -DO- BUT FIXED WINDOW.		2000 X 1500
V — ANODISED ALU. GLAZED VENTILATOR.		2000 X 600
V1 —	-DO-	1000 X 600
V2 —	-DO-	3000 X 600
V3 —	-DO-	1500 X 600
V4 —	-DO-	4700 X 600
V5 —	-DO-	3770 X 600
V6 —	-DO-	2770 X 600
V/EF — -DO- BUT WITH EXHAUST FAN. (450ϕ)		2000 X 600
V7 — POLYNORM SENDZIMERISED VENTILATOR		2000 X 600
V8 —	-DO-	3000 X 600
RS — M.S ROLLING SHUTTER		3800 X 2700

NOTES:-
1. ALL DIMENSIONS ARE IN MM.
2. FOR SECTION AND ELEVATION REF. DRG.NO. G/1185/89.
3. THIS DRG. BASED ON SPIC DRG. NO. 951-00-C-0012.

north

SCHEDULE OF JOINERY.	
AD - POLYNORM SENDZIMERISED GLAZED DOOR (2000x2400 WITH FANLIGHT & SIDE FIXED LIGHT & 2000 X 2100	
D1 - T.W. FLUSH DOOR SINGLE LEAF.	1000 X 2100
D2 - T.W. FLUSH DOOR SINGLE LEAF.	750 X 2100
W - POLYNORM SENDZIMERISED GLAZED WINDOW.	2000 X 1500
W1 - POLYNORM SENDZIMERISED GLAZED WINDOW	1000 X 1500
F/W - do - (FIXED GLAZED)	2000 X 1500
W2 POLY NORM SENDZIMERIZED GLAZED WINDOW	1500 X 1500
W3 - do -	2500 X 1500
W4 - do -	3000 X 1500
W5 - do -	3000 X 1800
F/W6 - do - BUT FIXED GLAZED	
V POLYNORM SENDZIMERIZED GLAZED VENTILATOR	2000 X 600
V1 - do -	1000 X 600
V2 - do -	3000 X 600
V3 - do -	1500 X 600
V4 - do -	4700 X 600
V5 - do -	3770 X 600
V6 - do -	2770 X 600
E/F EXHAUST FAN - 450 ϕ.	
D3 - similar to D1	1200 X 2100

VOID REFER NEW SCHEDULE

A	AMENDED AS PER SPIC LETTER	
14-2-89	DATE:- 13-2-89.	

REVISIONS.

MANALI PETROCHEMICAL LTD
MADRAS.

MAIN SUB STATION

GROUND AND FIRST FLOOR PLANS.

DRAWN: SEM	DATE: 9-1-89
CHECKED:	SCALE: 1:100

M/s. C. R. NARAYANA RAO,
ARCHITECTS AND ENGINEERS,
LUZ, MADRAS 600004.

Planning Permission No. C/PP/L174BG/90.
APPROVED
SUBJECT TO THE CONDITIONS IN THIS OFFICE LETTER.
No. C/PP/253/90 Dated: 9.5.90
FOR MEMBER SECRETARY
MADRAS METROPOLITAN DEVELOPMENT AUTHORITY
MADRAS - 600 008.

B.TECH. (HONS), M.S. (U.S.A.), PH.D. (U.S.A.), M.I.E., F.I.E., F.I.V., REGD. ARCHITECT.

DRG. NO. MPL/1/89

60.6X43.6

DRG. No. 951-02-C-0131

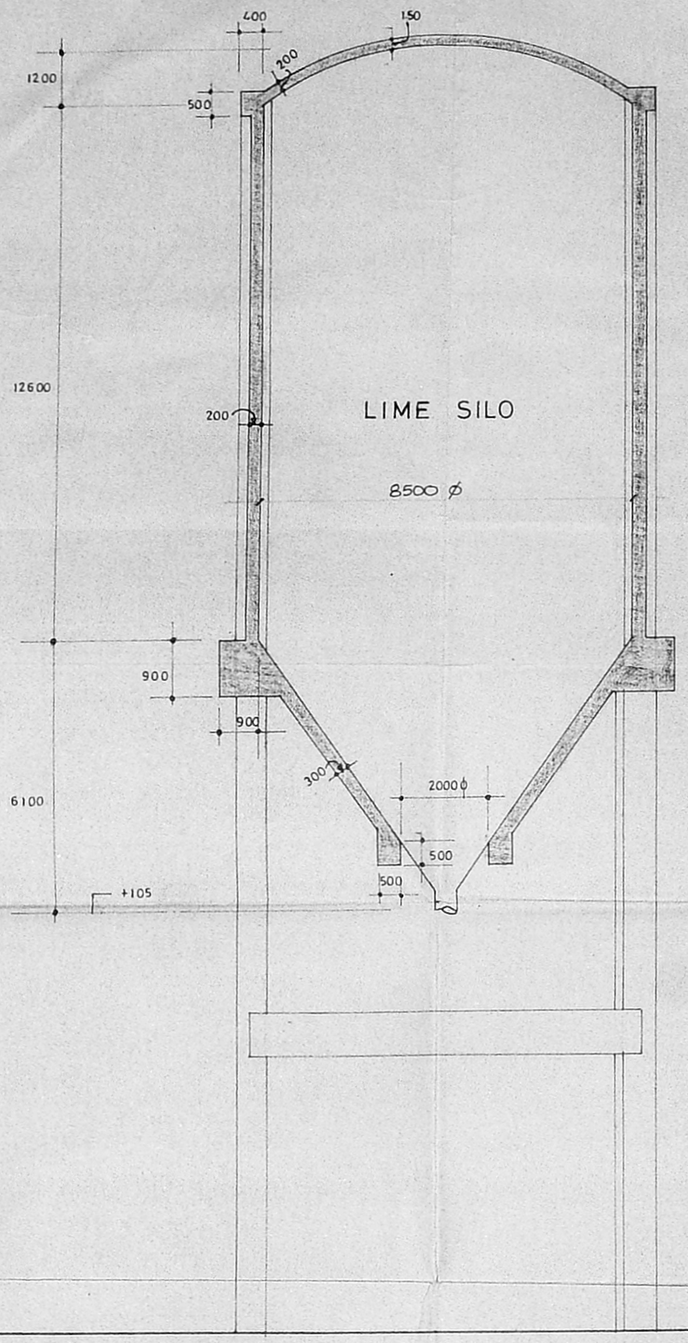

Planning Permit No. C/RP/174 CG/90

APPROVED

SUBJECT TO THE CONDITIONS IN THIS OFFICE LETTER

No. C2/12539/89 Date 9.8.90

FOR MEMBER SECRETARY
MADRAS METROPOLITAN
DEVELOPMENT AUTHORITY
MADRAS - 600 008.

9/8/90

THIS DRAWING IS THE PROPERTY OF SOUTHERN PETROCHEMICAL INDUSTRIES CORPORATION LTD. AND IS NOT TO BE COPIED OR USED WITHOUT ITS WRITTEN PERMISSION.

REV No	DATE	ZONE		CHD.	APPD.
P0	29.5.89	~	FOR PLANNING PURPOSE ONLY.		
			BRIEF RECORD		

DRN.
TRD.
CHD.
APPD.

SCALE 1 : 100

REF. DRG. No.

SPIC SOUTHERN PETROCHEMICAL INDUSTRIES CORPORATION LTD. DEVELOPMENT DIVISION

MANALI PETROCHEMICAL LTD
MANALI MADRAS.

LIME SILO
GENERAL ARRANGEMENT

DATE OF ISSUE

DRG. NO. 951-02-C-0131

REV. P0

SHEET ~ OF ~

NOTES
- DO NOT SCALE THIS DRAWING; FOLLOW FIGURED DIMENSIONS.
- CONCRETE GRADE FOR RCC WORKS SHALL BE M20 ABOVE GROUND LEVEL AND M25 BELOW GROUND LEVEL.

REFERENCE DRAWINGS:
- SPIC DRG NO. 951-00-C-0077 G.A. & R.C. DETAILS SH.2
- 951-03-P-0007 & 951-01-P-0008
- 951-01-C-0078 & 0079 - RCC DETAILS

APPROVED
SUBJECT TO THE CONDITIONS IN THIS OFFICE LETTER No. C2/12539/88 Date 9.8.90
FOR MEMBER SECRETARY MADRAS METROPOLITAN DEVELOPMENT AUTHORITY MADRAS - 600 008.

REV. No.	DATE	ZONE	BRIEF RECORD	CHD.	APPD.
1	23.2.89		RELEASED FOR CONSTRUCTION		
Ro	10.1.89		RELEASED FOR EXCAVATION		

THIS DRAWING IS THE PROPERTY OF SOUTHERN PETROCHEMICAL INDUSTRIES CORPORATION LTD. AND IS NOT TO BE COPIED OR USED WITHOUT ITS WRITTEN PERMISSION.

SPIC SOUTHERN PETROCHEMICAL INDUSTRIES CORPORATION LTD. DEVELOPMENT DIVISION.

MANALI PETROCHEMICAL LTD
MANALI MADRAS

RAW WATER STORAGE RESERVOIR AND PUMP HOUSE - G.A. AND R.C. DET.- SH.1

SCALE 1:100,25,10 | DATE OF ISSUE 10-1-1989 | DRG. NO. 951-00-C-0076 | REV. 1

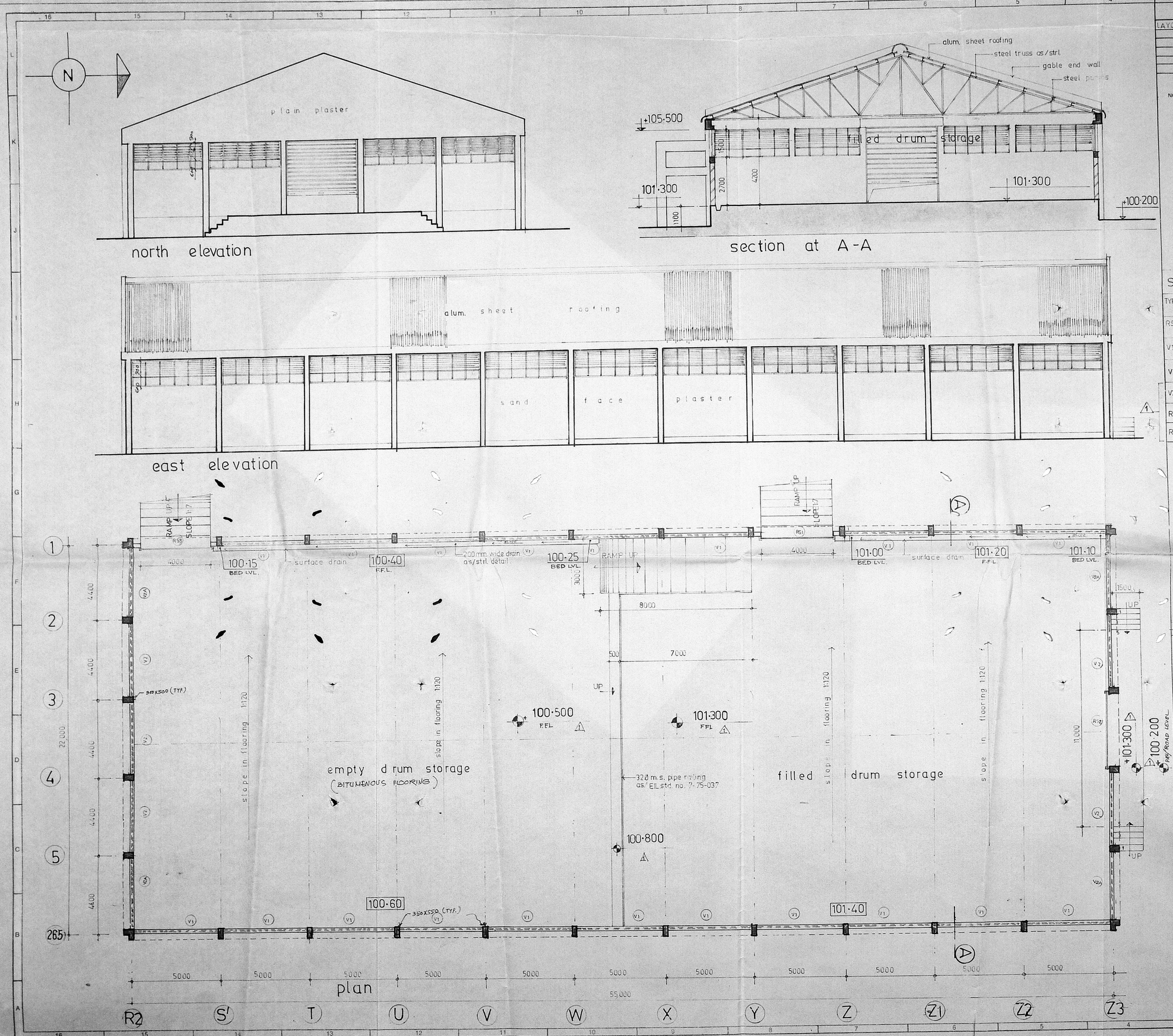

REFERENCE DRAWING	NO
LAYOUT OF BARRELLING PLANT	2582-44-16-00-AI-002

NOTES:
1. all dimensions are in mm
2. all levels are in metres

SCHEDULE OF DOORS AND WINDOWS

TYPE	OPENING SIZE	FRAME SIZE	LINTEL LVL.	SPECIFICATIONS	QTY
RS1	4000 X 4200	—	4200	STD. STEEL ROLLING SHUTTER	1
V1	4650 X 1500	4630 X 1480	4200	STEEL VENT AS/ IS 1038 SECTION PARTLY FIX WITH 4MM TK.P.GLASS PARTLY 2MM TK.M.S SHEET LOUVERS	20
V2	4100 X 1500	4080 X 1480	4200	SAME AS V1	5
V2A	3975 x 1500	3955 x 1480	4327	SAME AS V1	4
RS2	4100 x 4300	—	4300	SAME AS RS1	1
RS3	4000 x 5100	—	5100	SAME AS RS1	1

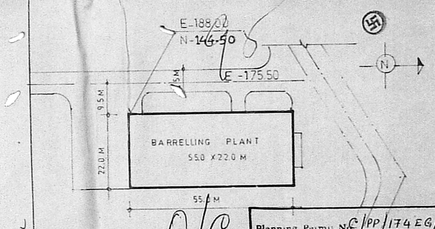

key plan

Planning Permit No. C/PP/174 EG/90
APPROVED
SUBJECT TO THE CONDITIONS IN THIS OFFICE LETTER.
No. C2/175 39/89 Date 9-8-90
FOR MEMBER SECRETARY
MADRAS METROPOLITAN DEVELOPMENT AUTHORITY
MADRAS - 600 008.

No.	DATE	REVISIONS	BY	CHKD	APPD.	PROJ-ENGR
2	7.8.89	DRAIN LEVEL MARKED.	DK			
1	2.8.89	LEVEL REVISED.	DK			
0	21.4.89	ISSUED FOR CONST.				
B	[illegible]	ISSUED FOR ENGG.	GUJRAL			
A	8.2.89	ISSUED FOR COMMENTS	GUJRAL			

इंजीनियर्स इंडिया लिमिटेड (भारत सरकार का उपक्रम) ENGINEERS INDIA LIMITED (A Govt. of India Undertaking)

MANALI PETROCHEMICAL LIMITED
MANALI — MADRAS

BARRELLING PLANT
Plan elevations & section

SCALE	JOB NO.	DRAWING NO	REV
1:100	2582	2582-49-00-AI-003	2

EIL-502 AI-841 x 594 DISTRIBUTION CODE

This drawing and the design it covers are the property of ENGINEERS INDIA LIMITED. They are merely loaned and on the borrower's express agreement that they will not be reproduced, copied, loaned, exhibited, nor used except in the limited way and private use permitted by any written consent given by lender to the borrower.

This drawing and the design it covers are the property of ENGINEERS INDIA LIMITED. They are merely loaned and on the borrower's express agreement that they will not be reproduced, copied, loaned, exhibited, nor used except in the limited way and private use permitted by any written consent given by lender to the borrower.

REFERENCE DRAWING	NO
ARCH. DRAWING ELEVATIONS & SECTIONS	2582-00-49-16-A1-011

NOTES:
1. ALL DIMENSIONS ARE IN MILLIMETRES.
2. ALL LEVELS ARE IN METRES.
3. 1000 WIDE PLINTH PROTECTION SHALL BE PROVIDED AROUND THE BUILDING.
4. 100 X 100 WHITE GLAZED TILES DADO SHALL BE PROVIDED IN TOILET AREA UP TO 2100 HT. & IN WATER COOLER AREA UP TO 1500 HT.
5. REFER LIGHTING LAYOUT FOR CONDUITS BEFORE CASTING R.C.C. SLAB.
6. 1200 MM WIDE PLINTH PROTECTION SHALL BE PROVIDED ALROUND THE BUILDING.

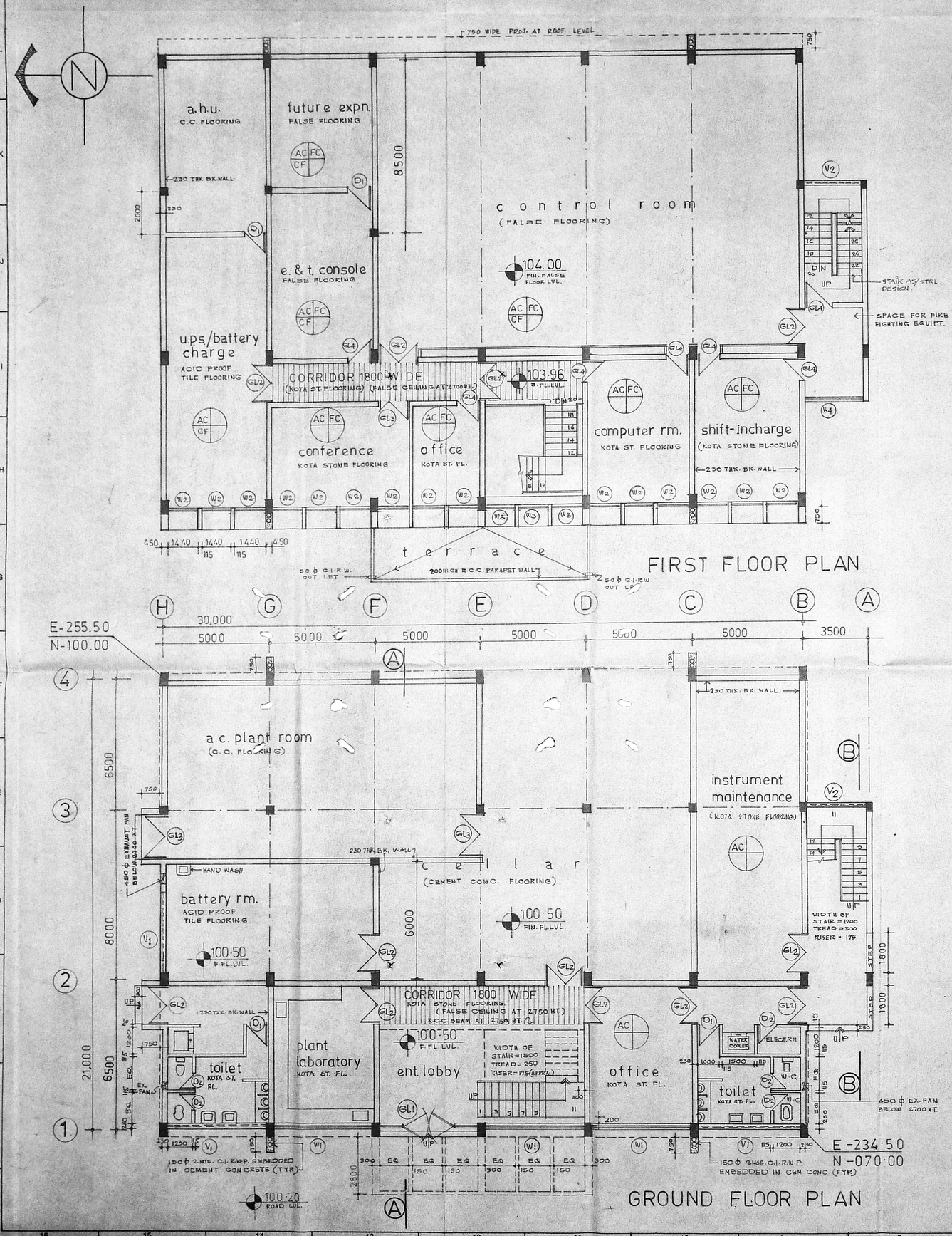

FIRST FLOOR PLAN

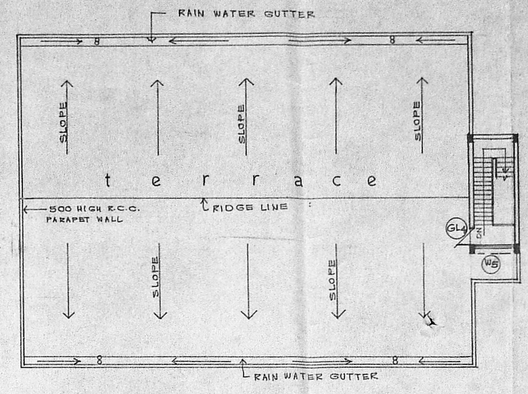

TERRACE PLAN

GROUND FLOOR PLAN

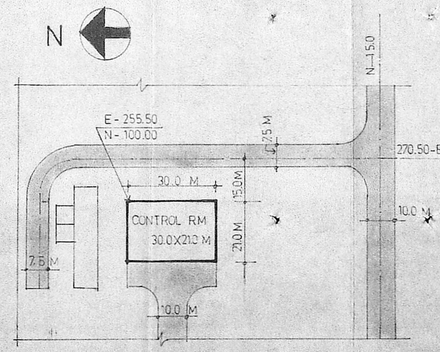

KEY PLAN

SCHEDULE OF DOORS AND WINDOWS

TYPE	OPENING SIZE	FRAME SIZE	LINTEL LEVEL	SPECIFICATIONS	NOS.
GL1	4550 X 2660	4530 X 2650	2660	ANODISED ALMN. GLAZED DOOR AS/BIL STD. NO. 7-75-014	1
GL2	1800 X 2660	1780 X 2650	2660	SAME AS GL1	12
GL3	1550 X 2100	1530 X 2090	2100	SAME AS GL1	3
GL4	1000 X 2100	980 X 2090	2100	SAME AS GL1	8
D1	1000 X 2100	980 X 2090	2100	35 THK. CONN. FLUSH DOOR AS/BIL STD. NO. 7-75-012	4
D2	800 X 2100	780 X 2090	2100	SAME AS D1	5
W1	4550 X 1800	4530 X 1780	2660	ANODISED ALMN. WINDOW PARTLY FIX PARTLY OPENABLE TYPE WITH 4MM THK. PLAIN GLASS	3
W2	1440 X 1800	1420 X 1780	2700	SAME AS W1	15
W3	1440 X 1800	1420 X 1780	2700	SAME AS W1 (BUT FIX TYPE)	3
W4	3050 X 1800	3030 X 1780	2700	SAME AS W1	1
V1	4550 X 600	4530 X 580	2660	ANODISED ALMN. VENTILATOR PARTLY FIX PARTLY OPENABLE TYPE WITH 4 MM. THK. PLAIN GLASS	3
V2	3050 X 600	3030 X 580	AS/SEC.	SAME AS V1	2
W5	3050 X 1200	3030 X 1180	2100	SAME AS W1	1

AC: AIR CONDITION
FC: FALSE CEILING
CF: CAVITY FLOOR

Planning Permn. No. C/PLN/146/84
APPROVED
SUBJECT TO THE CONDITIONS IN THIS OFFICE LETTER.
No. C2/17539/87 Date 9.8.84
FOR MEMBER SECRETARY
MADRAS METROPOLITAN DEVELOPMENT AUTHORITY
MADRAS-600 008

No.	DATE	REVISIONS	BY	CHKD	APPD.	PROJ-ENGR
0	16.2.89	ISSUED FOR CONSTRUCTION				
B	30.12.88	REVISED AS PER CLIENT COMMENTS				
A	3.11.88	ISSUED FOR ENGINEERING				

ENGINEERS INDIA LIMITED (A Govt. of India Undertaking)

MANALI PETROCHEMICAL LIMITED

CONTROL ROOM
GROUND FLOOR, FIRST FLOOR & TERR. PLAN

SCALE	JOB NO.	DRAWING NO.	REV.
1:100, 1:200	2582	2582-00-49-16-A1-010	0

EIL-502 A1-841 x 594 DISTRIBUTION CODE

This drawing and the design it covers are the property of ENGINEERS INDIA Ltd(EIL). They are merely loaned and on the borrower's express agreement that they will not be reproduced, copied, loaned, exhibited, nor used except in the limited way and private use permitted by prior written consent given by lender to the borrower.

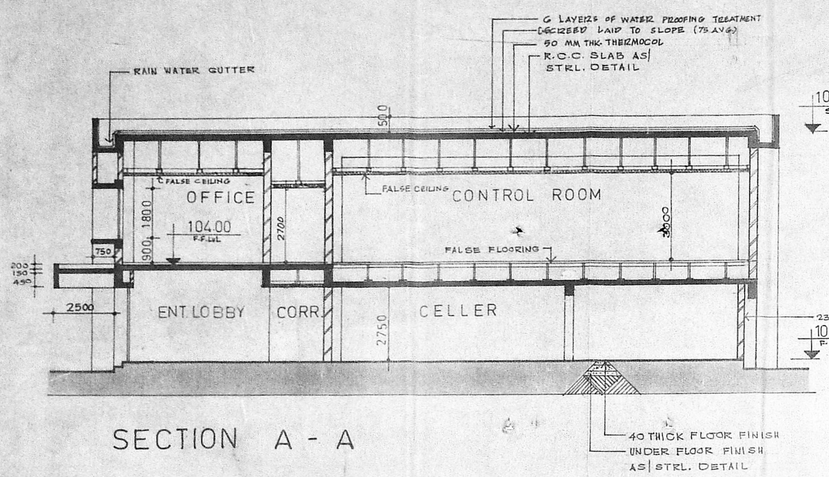

SECTION A - A

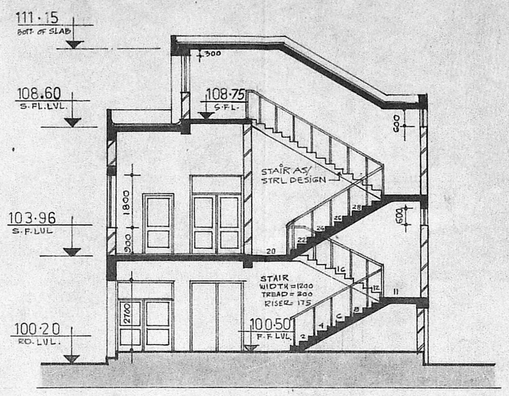

SECTION B-B

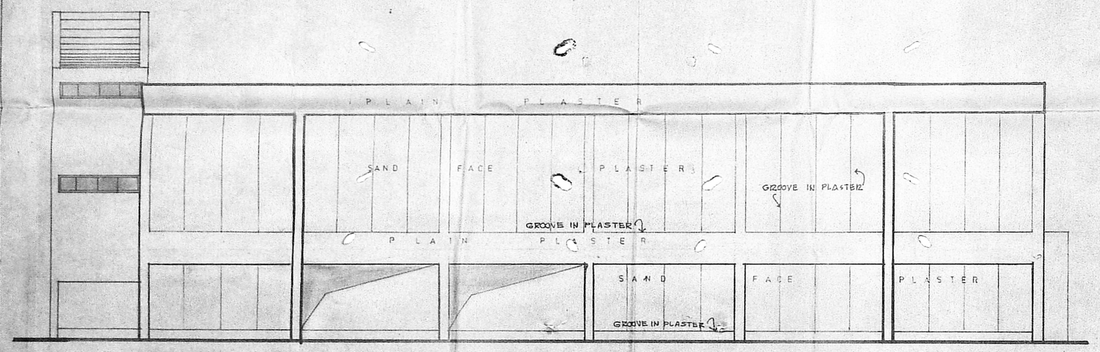

EAST ELEVATION

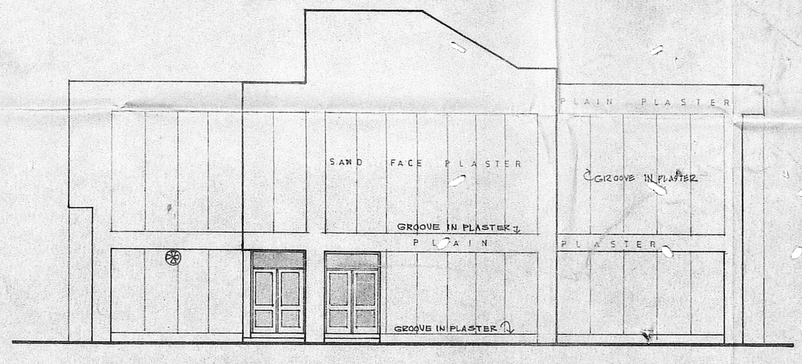

SOUTH ELEVATION

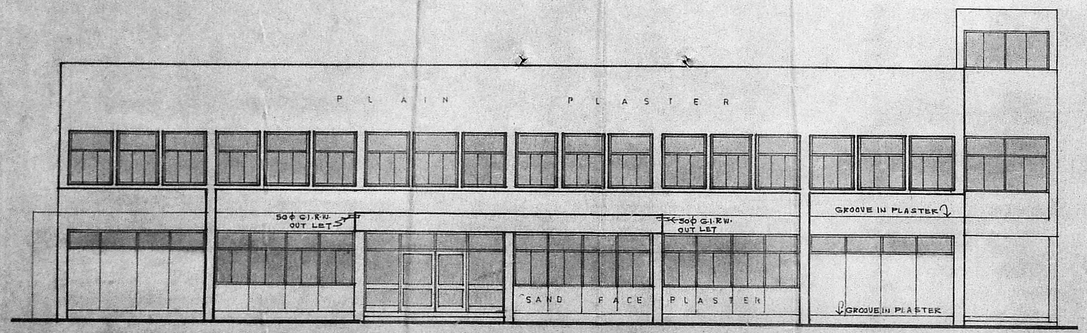

WEST ELEVATION

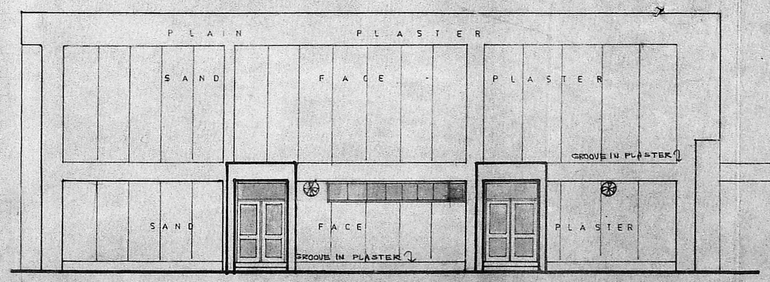

NORTH ELEVATION

REFERENCE DRAWING	NO
ARCH. DEC. PLANS	2582-00-49-16-A1-010

NOTES:

1. ALL DIMENSIONS ARE IN MILLIMETRES.
2. ALL LEVELS ARE IN METRES.
3. SAND FACE PLASTER SHALL BE PROVIDED TO ALL EXTERNAL FACES OF THE BUILDING.

91

Ok

Planning Permn. No C/APP/174 ELG/90

APPROVED
SUBJECT TO THE CONDITIONS IN THIS OFFICE LETTER
No C2/17539/90 Date 9-8-90
FOR MEMBER SECRETARY
MADRAS METROPOLITAN DEVELOPMENT AUTHORITY
MADRAS - 600 008

4/7/90

No.	DATE	REVISIONS	BY	CHKD	APPD.	PROJ. ENGR
0	16.2.89	ISSUED FOR CONSTRUCTION				
A	3.11.88	ISSUED FOR ENGINEERING				

इंजीनियर्स इंडिया लिमिटेड (भारत सरकार का उपक्रम) ENGINEERS INDIA LIMITED (A Govt. of India Undertaking)

MANALI PETROCHEMICAL LIMITED

CONTROL ROOM
ELEVATIONS & SECTIONS

SCALE	JOB NO.	DRAWING NO.	REV.
1:100	2582	2582-00-49-16-A1-011	0

EIL-502 A1-841 x 594 DISTRIBUTION CODE

This drawing and the design it covers are the property of ENGINEERS INDIA LIMITED. They are not to be loaned and on the borrower's express agreement that they will not be reproduced, copied, loaned, exhibited, nor used except in the limited way and private use permitted by any written consent given by lender to the borrower.

terrace plan

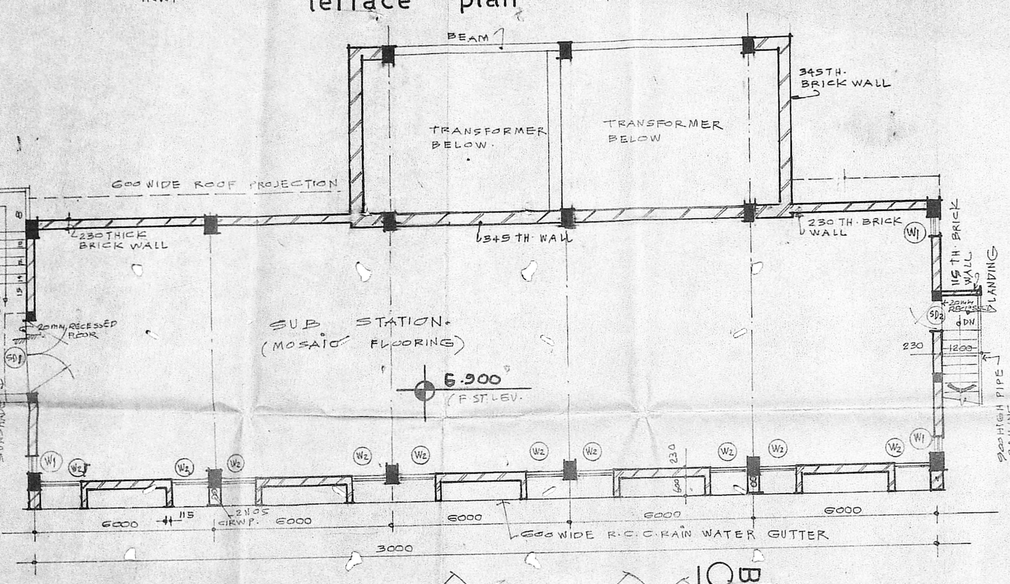

first floor plan

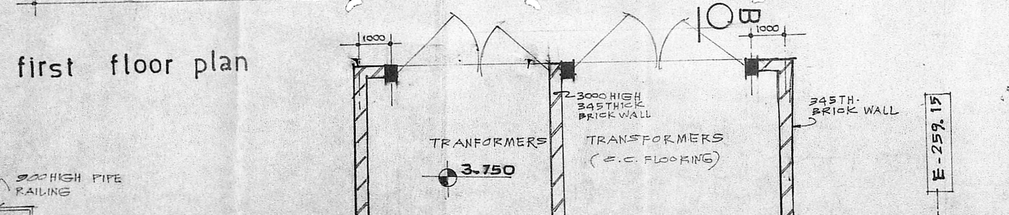

ground floor plan

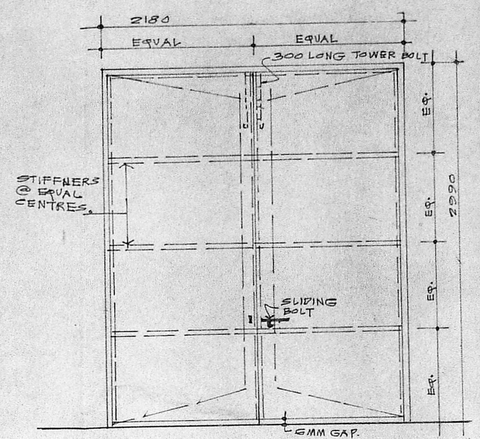

ELEVATION
REQD. NO = ONE SD1

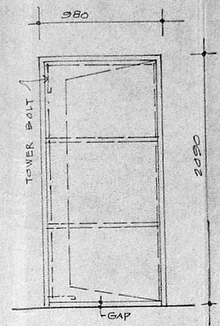

ELEVATION
REQD. NO- TWO SD2

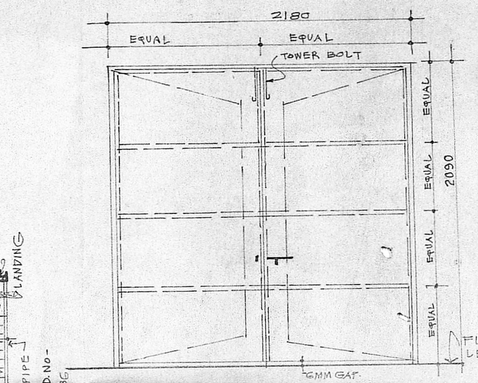

ELEVATION
REQD. NOS = ONE SD3

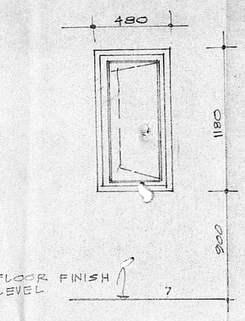

ELEVATION
REQD. NOS = six W1

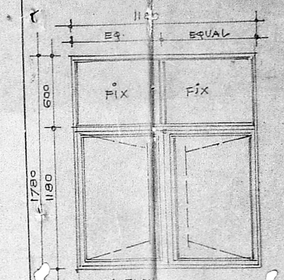

ELEVATION
REQD. NOS = TWO

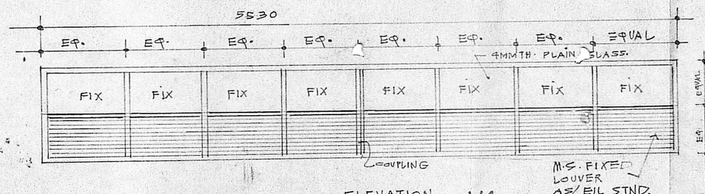

ELEVATION
REQD. NOS = V1

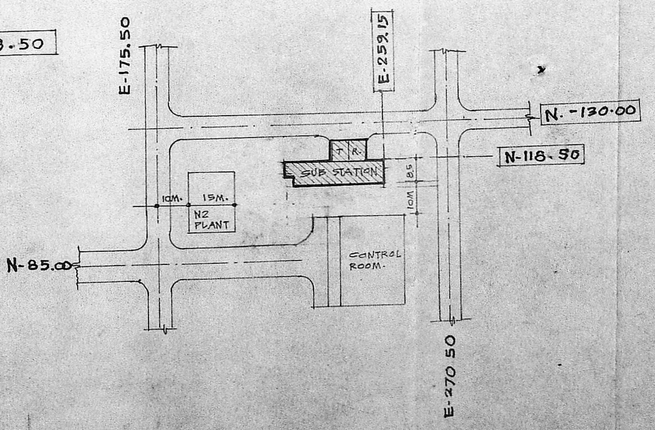

REFERENCE DRAWING	NO

NOTES:
1. ALL DIMENSIONS ARE IN MILLIMETRES.
2. ALL LEVELS ARE IN METRES.
3. DOORS SD1 SD2 AND SD3 SHALL BE AS PER I.S. 1038 WITH 2MM THICK M.S. SHEET (BOTH SIDES) PAINTED WITH SYNTHATIC ENAMEL PAINT.
4. ALL WINDOWS/VENTILATORS SHALL BE AS PER I.S. 1038 AND WITH 4 MM PLAIN GLASS.
5. F.F.LEV. AT LANDINGS SHALL BE DEPRESSED (20MM) IN RESPECT TO F.F.L. OF FIRST FLOOR.
6. 1000 WIDE PLINTH PROTECTION ALROUND THE BUILDING.

SCHEDULE OF DOORS/WINDOWS

TYPE	SIZE OF OPENING	SIZE OF FRAME	BEAM LEVEL	DESCRIPTION.	REQ NOS.
SD1	2180X3000	2180X2990	3000	STEEL STND DOOR WITH 2MM M.S SHEET BOTH SIDES	1
SD2	1000X2100	980 X2090	2100	AS PER SD1	2
SD3	2800X2500	2180X2090	2100	AS PER SD1	1
W1	500X1200	480X1180	2700	STEEL STND WINDOW AS/I.S-1038 WITH 4 MM THICK PLAIN GLASS.	6
V1	5550X900	5530X880	BEAM BOTTOM	STEEL STND VENT. WITH FATY GLASSING PARTY WITH M.S FIXED LOUVERS.	5
V2	1200X1800	1180X1780	2700	AS/W1	10

Planning Permn. No. C/EPL/7466/90

APPROVED
SUBJECT TO THE CONDITIONS IN THIS OFFICE LETTER.
No. C/175391/87 Date 9-8-90
FOR MEMBER SECRETARY
MADRAS METROPOLITAN DEVELOPMENT AUTHORITY
MADRAS 600 008

NO.	DATE	REVISIONS	BY	CHKD	APPD.	PROJ. ENGR.
0	5.7.89	ISSUED FOR CONSTRUCTION				
A	1-11-88	ISSUED FOR ENGINEERING				

इंजीनियर्स इंडिया लिमिटेड (भारत सरकार का उद्यम)
ENGINEERS INDIA LIMITED (A Govt of India Undertaking)

S P I C
MANALI PETROCHEMICAL LIMITED

PLANS & DOORS AND WINDOWS DETAILS
PROCESS SUB STATION

SCALE	JOB NO.	DRAWING NO	REV.
1:100	2582	2582_4900_A1_014	0

EIL-502 A1-841 x 594 DISTRIBUTION CODE

STR. G. CIVIL, ELECTRICAL

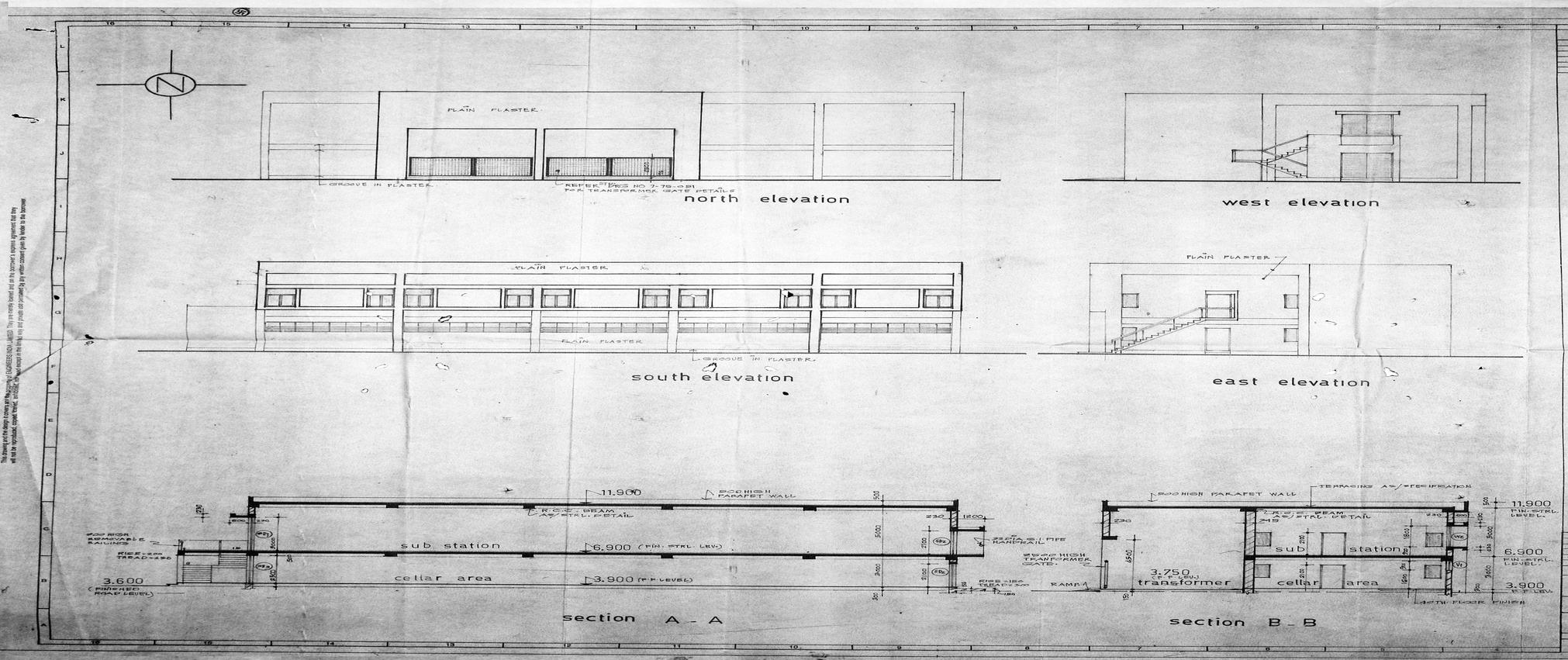

REFERENCE DRAWING

NOTES:

O/e

Planning Permit No C/PP/174/G.6/90

APPROVED
SUBJECT TO THE CONDITIONS IN THIS OFFICE LETTER.
No. C/PP/174/G.6/90 Date 9-6-90
FOR MEMBER SECRETARY
MADRAS METROPOLITAN DEVELOPMENT AUTHORITY
MADRAS 600 008

No.	DATE	REVISIONS	BY	CHKD	APPD	PROJ. ENGR
0	27-87	ISSUED FOR CONSTRUCTION.				
A	11-88	ISSUED FOR ENGINEERING				

ENGINEERS INDIA LIMITED
(A Govt. of India Undertaking)

SPIC
MANALI PETROCHEMICALS LIMITED

ELEVATIONS AND SECTIONS
PROCESS SUB STATION

SCALE	JOB NO.	DRAWING NO.	REV.
1:100	2582	2582-4900-A1-015	0

EIL-502 A1-841 x 594 DISTRIBUTION CODE

This drawing and the design it covers are the property of ENGINEERS INDIA LIMITED. They are entirely loaned and on the borrower's express agreement that they will not be reproduced, copied, traced, or otherwise, in whole or in part, nor used in the limited way and purpose not permitted by any written consent given by Vendor to the borrower.